



Switches

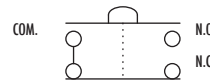
Standard CTI Switches



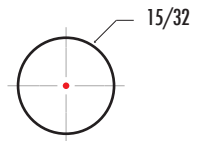
CTI Pushbutton Switches



Circuit Diagram



Panel Cutout Dimensions





CTI Part # **32-P-A60215-01** SPDT - mom

Technical Data

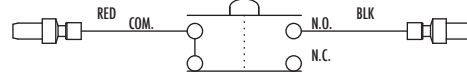
Cycles: **10,000,000**
 Current Rating: **5 amps@120 vAC, 30vDC**
 Temperature Range: **-40°C to +85° @ Rated Current**
 Internal Seals: **N/A**

Spring Rate: **6.9 lbs**
 Environmental Protection: **IP40, IP67**
 Wire Leads: **None**
 Terminals: **None**

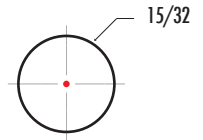
Wire Leads Shorted For Clarity



Circuit Diagram



Panel Cutout Dimensions




CTI Part # **32-P-A91115-01** SPDT - mom (w/leads)

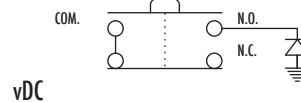
Technical Data

Cycles: **10,000,000**
 Current Rating: **5 amps@120 vAC, 30vDC**
 Temperature Range: **-40°C to +85° @ Rated Current**
 Internal Seals: **N/A**

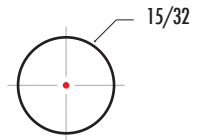
Spring Rate: **6.9 lbs**
 Environmental Protection: **IP40, IP67**
 Wire Leads: **4"**
 Terminals: **Male Bullet 22-16, 0.156**



Circuit Diagram



Panel Cutout Dimensions



CTI Part # **32-P-A92231-01** SPDT - mom (DC)

Technical Data

Cycles: **10,000,000**
 Current Rating: **5 amps@30vDC**
 Temperature Range: **-40°C to +85° @ Rated Current**
 Internal Seals: **N/A**

Spring Rate: **6.9 lbs**
 Environmental Protection: **IP40, IP67**
 Wire Leads: **None**
 Terminals: **None**


www.cyber-tech.net

1-800-621-8754





Switches

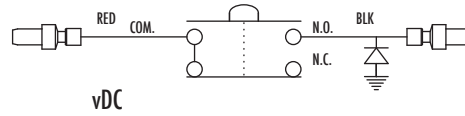
Standard CTI Switches



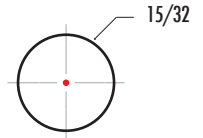
CTI Pushbutton Switches



Circuit Diagram



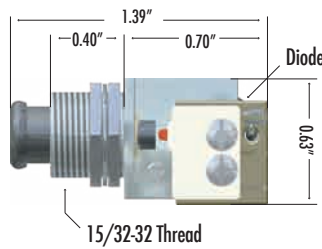
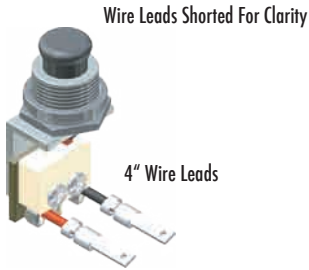
Panel Cutout Dimensions



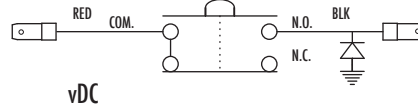
CTI Part # **32-P-A91113-01** SPDT - mom (DC w/leads)

Technical Data

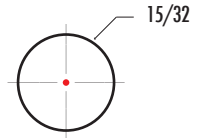
Cycles: **10,000,000**
 Current Rating: **5 amps@ 30vDC**
 Temperature Range: **-40°C to +85° @ Rated Current**
 Internal Seals: **N/A**
 Spring Rate: **6.9 lbs**
 Environmental Protection: **IP40, IP67**
 Wire Leads: **4"**
 Terminals: **Male Bullet 22-16, 0.156**



Circuit Diagram



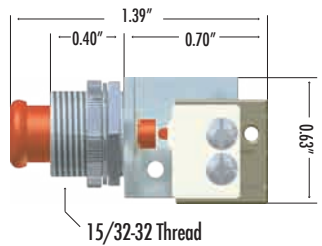
Panel Cutout Dimensions



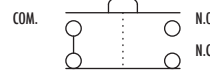
CTI Part # **32-P-040004-01** SPDT - mom (DC w/S/leads)

Technical Data

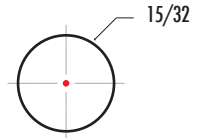
Cycles: **10,000,000**
 Current Rating: **5 amps@ 30vDC**
 Temperature Range: **-40°C to +85° @ Rated Current**
 Internal Seals: **N/A**
 Spring Rate: **6.9 lbs**
 Environmental Protection: **IP40, IP67**
 Wire Leads: **4"**
 Terminals: **Male Amp**



Circuit Diagram



Panel Cutout Dimensions



CTI Part # **32-P-970147-01** SPDT - mom (RS)

Technical Data

Cycles: **10,000,000**
 Current Rating: **5 amps@ 120vAC, 30vDC**
 Temperature Range: **-40°C to +85° @ Rated Current**
 Internal Seals: **N/A**
 Spring Rate: **6.9 lbs**
 Environmental Protection: **IP40, IP67**
 Wire Leads: **None**
 Terminals: **None**


www.cyber-tech.net

1-800-621-8754




Switches

Standard CTI Switches

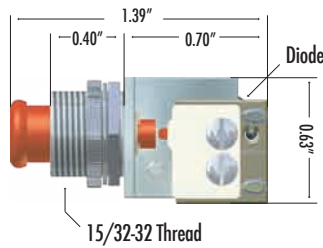


CTI Pushbutton Switches

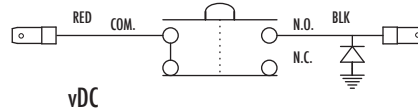
Wire Leads Shorted For Clarity



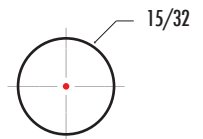
4" Wire Leads



Circuit Diagram



Panel Cutout Dimensions

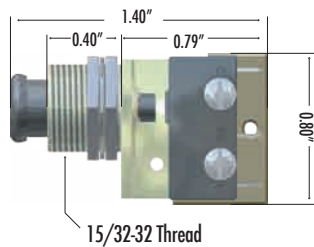


CTI Part # **32-P-970046-01** SPDT - mom (RS DC w/leads)

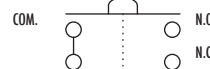
Technical Data

Cycles: **10,000,000**
 Current Rating: **5 amps@30vDC**
 Temperature Range: **-40°C to +85°C @ Rated Current**
 Internal Seals: **N/A**

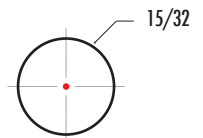
Spring Rate: **6.9 lbs**
 Environmental Protection: **IP40, IP67**
 Wire Leads: **4"**
 Terminals: **Male Amp**



Circuit Diagram



Panel Cutout Dimensions




CTI Part # **32-P-11511-02** SPDT - mom (S10A)

Technical Data

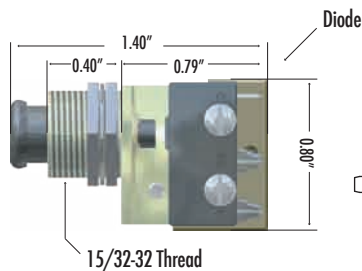
Cycles: **10,000,000**
 Current Rating: **10 amps@ 120vAC, 30vDC**
 Temperature Range: **-40°C to +85°C @ Rated Current**
 Internal Seals: **N/A**

Spring Rate: **6.9 lbs**
 Environmental Protection: **IP40, IP67**
 Wire Leads: **N/A**
 Terminals: **N/A**

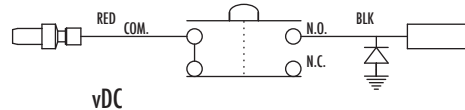
Wire Leads Shorted For Clarity



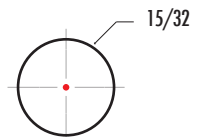
4" Wire Leads



Circuit Diagram



Panel Cutout Dimensions



CTI Part # **32-P-A11511-01** SPDT - mom (S10A DC w/leads)

Technical Data

Cycles: **10,000,000**
 Current Rating: **10 amps@ 30vDC**
 Temperature Range: **-40°C to +85°C @ Rated Current**
 Internal Seals: **N/A**

Spring Rate: **6.9 lbs**
 Environmental Protection: **IP40, IP67**
 Wire Leads: **4"**
 Terminals: **Bullet M/F 22-16, 0.156**


www.cyber-tech.net

1-800-621-8754




Switches

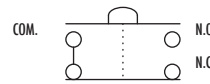
Standard CTI Switches



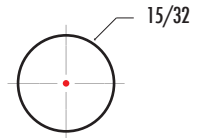
CTI Pushbutton Switches



Circuit Diagram



Panel Cutout Dimensions

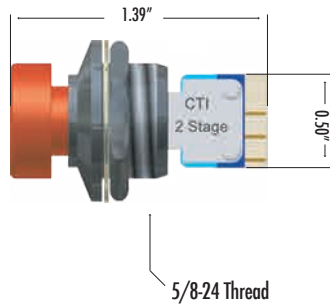


CTI Part # **32-P-010261-01** SPDT - mom (SP)

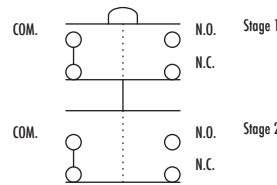
Technical Data

Cycles: **10,000,000**
 Current Rating: **5 amps@120 vAC, 30vDC**
 Temperature Range: **-40°C to +85° @ Rated Current**
 Internal Seals: **Internal Offset Seals**

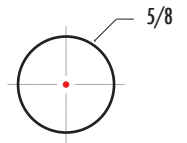
Spring Rate: **6.9 lbs**
 Environmental Protection: **IP40, IP67**
 Wire Leads: **None**
 Terminals: **None**



Circuit Diagram



Panel Cutout Dimensions




CTI Part # **32-P4-20002-01** 2-SPDT - mom

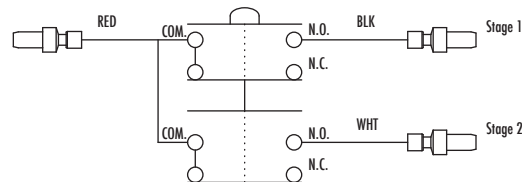
Technical Data

Rating: **5 amps@120 vAC**
 Rating: **3 amps Inductive@ 28 vDC**
 Temperature Range: **-40°C to +85° @ Rated Current**

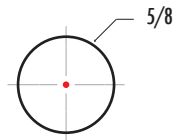
Spring Rate Level1: **1.75 lbs**
 Spring Rate Level2: **1.75 lbs**
 Button: **Red Nylon**



Circuit Diagram



Panel Cutout Dimensions



CTI Part # **32-P4-20002-02** 2-SPDT - mom (w/leads)

Technical Data

Rating: **5 amps@120 vAC**
 Rating: **3 amps Inductive@ 28 vDC**
 Temperature Range: **-40°C to +85° @ Rated Current**

Spring Rate Level1: **1.75 lbs**
 Spring Rate Level2: **1.75 lbs**
 Button: **Red Nylon**
 Terminals: **Male Bullet 22-16, 0.156**


www.cyber-tech.net

1-800-621-8754




Switches

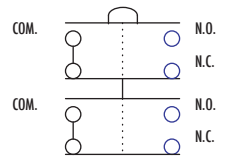
Standard CTI Switches



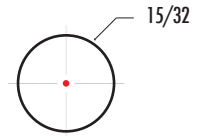
CTI Pushbutton Switches



Circuit Diagram




Panel Cutout Dimensions



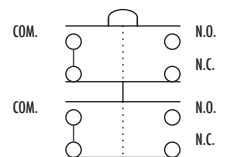
CTI Part # **32-P-940121-01** DPDT - mom

Technical Data

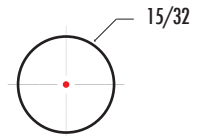
Cycles: **500,000**
 Current Rating: **6 amps@120 vAC, 30vDC**
 Temperature Range: **-40°C to +85°C @ Rated Current**
 Environmental Protection: **IP40**



Circuit Diagram




Panel Cutout Dimensions



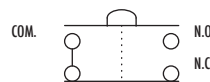
CTI Part # **32-P-940131-01** DPDT - mt

Technical Data

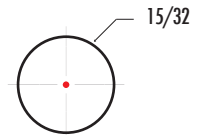
Cycles: **500,000**
 Current Rating: **6 amps@120 vAC, 30vDC**
 Temperature Range: **-40°C to +85°C @ Rated Current**
 Environmental Protection: **IP40**



Circuit Diagram



Panel Cutout Dimensions



CTI Part # **32-P-940120-01** SPDT - mom

Technical Data

Cycles: **500,000**
 Current Rating: **6 amps@120 vAC, 30vDC**
 Temperature Range: **-40°C to +85°C @ Rated Current**
 Environmental Protection: **IP40**


www.cyber-tech.net

1-800-621-8754




Switches

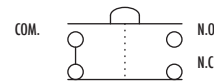
Standard CTI Switches



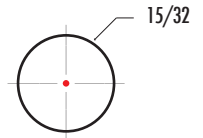
CTI Pushbutton Switches



Circuit Diagram



Panel Cutout Dimensions



CTI Part # **32-P-940130-01** SPDT - mt

Technical Data

Cycles: **500,000**
Current Rating: **6 amps@120 vAC, 30vDC**
Temperature Range: **-40°C to +85°C @ Rated Current**
Environmental Protection: **IP40**

www.cyber-tech.net

1-800-621-8754

Document Date: 06-01-2005

"a commitment to intergrated engineering & design"

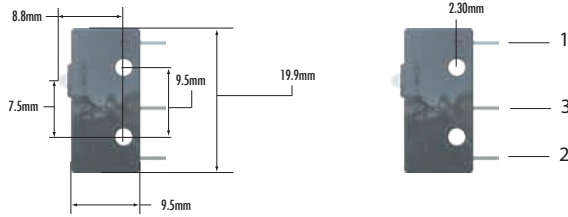
Image & Specifications Are Subject To Change Without Notice

Made in USA

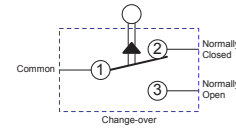


Switches Accessories

CTI Pushbuttons



Circuit Diagram



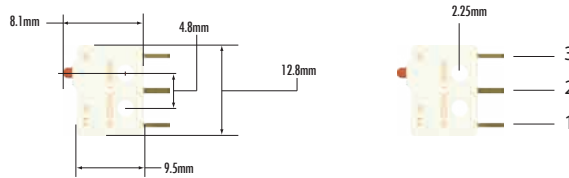
Technical Data

Cycles: 10,000,000
 Current Rating: 10 amps@120 vAC, 30vDC
 Temperature Range: -40°C to +85°C @ Rated Current
 Spring Rate: .668 Lbs
 Package Size: SS-5

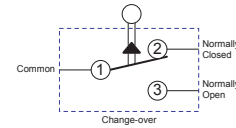
CTI Part # **32-S-XCF3Z1**

SPDT - mom (10 amp Micro)

Referenced Dimensions Are In (mm)



Circuit Diagram



Technical Data

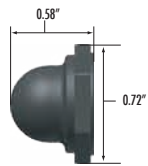
Cycles: 10,000,000
 Current Rating: 5 amps@120 vAC, 30vDC
 Temperature Range: -40°C to +85°C @ Rated Current
 Spring Rate: .312 Lbs
 Terminals: 2.0 mm
 Package Size: F4

CTI Part # **32-S-F4T7**

SPDT - mom (5 amp Micro)

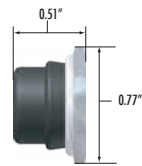
Referenced Dimensions Are In (mm)

Seal Boot



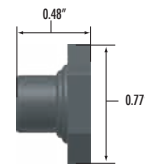
CTI Part # **33-BPB-40151**

Seal Boot



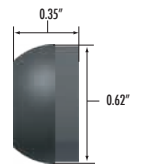
CTI Part # **33-BPB-589**

Seal Boot



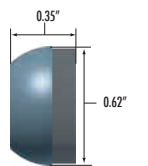
CTI Part # **33-BPB-1532**

Black Seal Cap



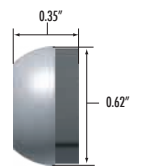
CTI Part # **76-010189-01**

Dark Seal Cap



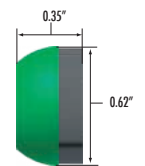
CTI Part # **76-010310-01**

Gray Seal Cap



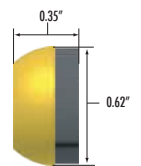
CTI Part # **76-010314-01**

Green Seal Cap



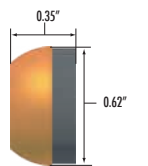
CTI Part # **76-000030-01**

Margold Seal Cap



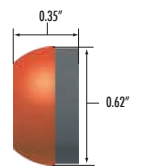
CTI Part # **76-010318-01**

Orange Seal Cap



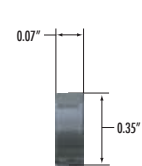
CTI Part # **76-010057-01**

Red Seal Cap



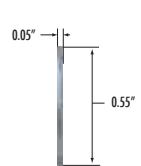
CTI Part # **76-010321-01**

Black Pushbutton Cap



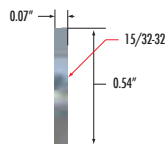
CTI Part # **99-C-8Z0423**

Lock Washer



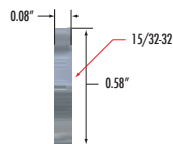
CTI Part # **99-W-1/2L-S**

Hex Nut



CTI Part # **99-N-15/32-32**

Knurl Nut



CTI Part # **99-N-15/32-32-RK**

